



Public Safety Survey Results

CHESHIRE PUBLIC SAFETY & PRISON
COMMUNITY SERVICES COMMISSION, 2022.

The following is a summary of the responses to a survey composed by the Cheshire Public Safety Commission and circulated on social media in the Fall of 2021.

Some of the responses indicated areas of concern which will be addressed directly by the Commission in 2022 or, where necessary, by asking that they be addressed by the appropriate department and/or authority.

We thank you for your interest in Cheshire's public safety.

Cheshire Public Safety and Prison Community Services Commission

Frank M. Loehmann Jr. – Chair

Gregory Wolff – Vice Chair

Lauren Miele – Secretary/Treasurer

Guy Darter – Commissioner

Corey Nash – Commissioner

Jim Jinks – Town Council Liaison

Lt. Donald Miller – Town Manager Representative

Tracey Benson – Recording Secretary



Survey Respondents

225 total Cheshire respondents completed an online survey from October-November 2021.

Women (136)

Men (76)

'Prefer not to say' (10)

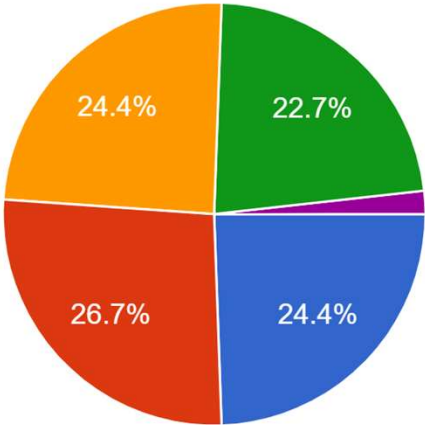
Other (3)



Survey Respondents: Council District

What part of Cheshire do you live?

225 responses



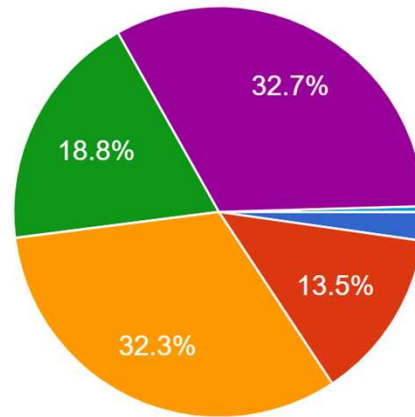
- District 1
- District 2
- District 3
- District 4
- Unsure



Survey Respondents: Income

What is your family income?

223 responses

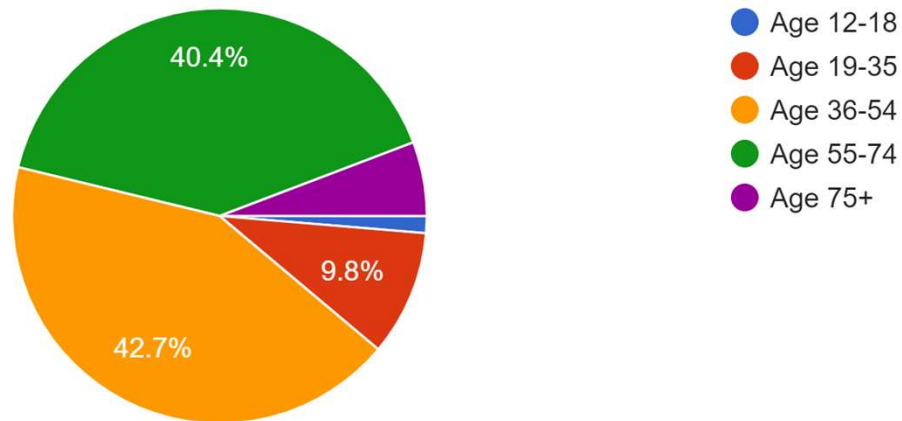


- Less than \$50k
- Less than \$100k
- Less than \$200k
- More than \$200
- Prefer not to disclose
- Retired limited income



Survey Respondents: Age

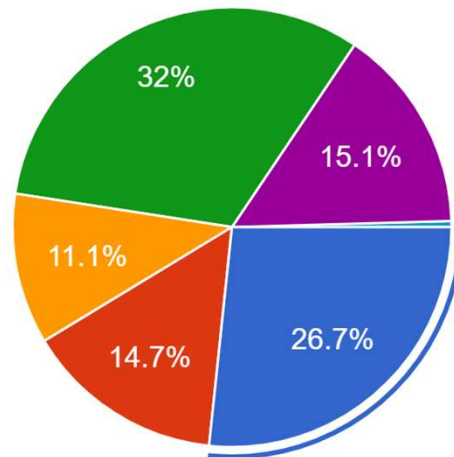
Age
225 responses



Linear Trail Questions

How many times a month do you bike, run or walk on the linear trail?

225 responses



- 1-5 times
- 6-10 times
- More than 10 times
- Less than once a month.
- Never
- More often in the summer!



Linear Trail Questions

Do you primarily bike, walk or run on the linear trail?

- ✓ Walk (48%)
- ✓ A little of everything (17.3%)
- ✓ Do Not Use (16.4%)
- ✓ Bike (12%)
- ✓ Run (6%)

If you use the trail do you feel...

- ✓ Very safe (42.2%)
- ✓ Somewhat safe (44.2%)
- ✓ Somewhat unsafe (7.8%)
- ✓ Very unsafe (1.5%)
- ✓ Other (4.3%)

Do you feel our linear trail parking lots are...

- ✓ Very safe (40.8%)
- ✓ Somewhat safe (50.7%)
- ✓ Somewhat unsafe (2.8%)
- ✓ Very unsafe (1.4%)
- ✓ Other (4.3%)

The small number of respondents that feel somewhat/very unsafe, most often noted car break-ins, fears about being alone on the trail and fast-riding people on bikes as their reasons for safety concerns.



Drivers Feel Safe & 76% Want Town To Do More

While driving around town do you feel generally?

- ✓ Very safe (53.3%)
- ✓ Somewhat safe (41.8%)
- ✓ Somewhat unsafe (4.4%)
- ✓ Other (0.5%)

Would you like to see our town do more to reduce speeding & distracted driving?

- ✓ Yes (75.9%)
- ✓ No (19.1%)
- ✓ Other (5%)



Safety Suggestions & Concerns

Survey respondents were asked to ‘please list specific concerns regarding intersections, signage, pedestrian crossings, bike lanes, or traffic calming measures and possible desirable solutions.’ Over 100 responses were submitted.

Click <https://bit.ly/PSCsurveyresponses> to view the various suggestions and concerns.

The more common suggestions/concerns had to do with linear trail safety, speeding, the West Main Street ‘HAWK’ System and bike infrastructure.





Bike/Run/Walk Questions

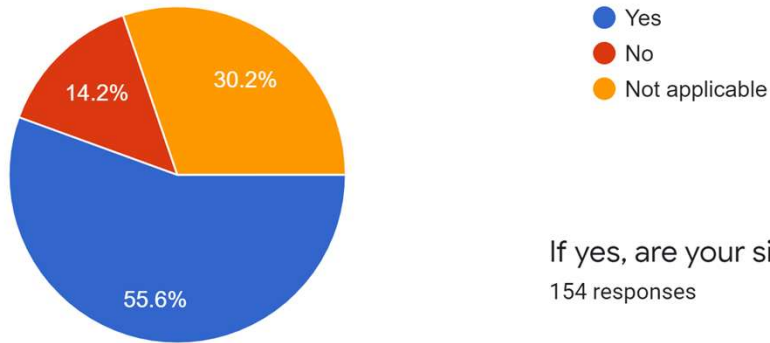
- ✓ 88% Bike, walk or run for recreation.
- ✓ Of the 12% that don't bike, walk or run, 62.5% cite health and safety reasons.
- ✓ Where do you bike, run or walk:
 - Neighborhood (58.5%)
 - Linear Trail (28.5%)
 - Parks/Open Space (6.8%)
 - Other (6.2%)



Sidewalks

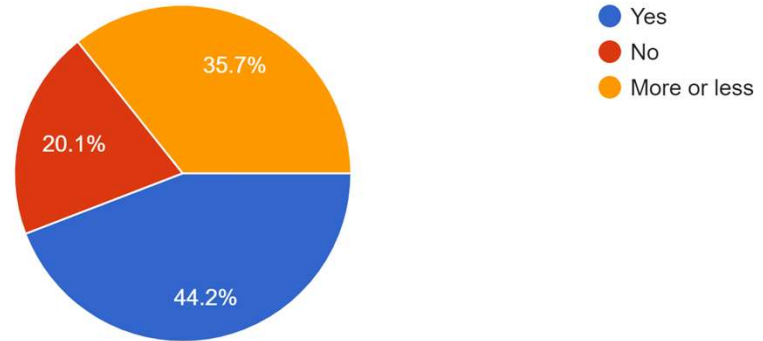
If you bike, walk or run in your neighborhood do you use sidewalks?

225 responses



If yes, are your sidewalks safe and in good condition?

154 responses



Sidewalks (location & details)

Survey respondents that indicated their sidewalks are not 'safe and in good condition' were asked to 'provide a location and a few details.'

Dozens of specific streets and neighborhoods are mentioned.

Over 60 responses were submitted. Click <https://bit.ly/cheshiresidewalks> to view the details.





Neighborhoods & Crosswalks

- ✓ 73.8% -Indicate traffic in their neighborhood is 30 MPH plus.
- ✓ 52% -Indicate they don't have well-marked crosswalks.
- ✓ Just under half of respondents indicate they don't have a crosswalk or some improvement to crosswalk is required.

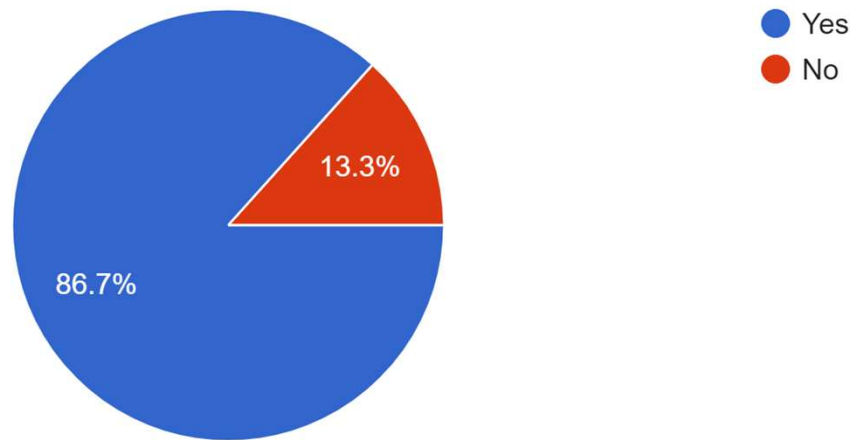
Over 80 responses were submitted. Click <https://bit.ly/cheshirecrosswalks> to view the details.



Wild Animals

Do you feel safe from wildlife (such as bears) in town?

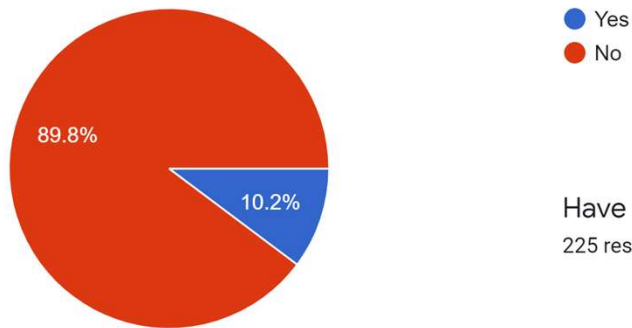
225 responses



Car Break-Ins & Theft

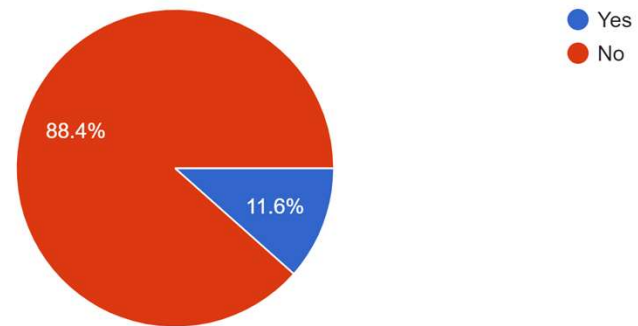
Have you been a victim of car theft in the past 2-3 years?

225 responses



Have you had personal belongings stolen from your vehicle in Cheshire in the past 2-3 years?

225 responses



Feedback & Questions

Respondents were asked if they had any further 'comments/suggestions for the commission.'

Over 60 responses were submitted. Click <https://bit.ly/PSCsurveygeneralresponses> to view the details.

If you have any questions about this survey or additional comments please submit them to publicsafety@cheshirect.org.

